



PRODUCT NAME : S4004V 4A 400V TRIAC

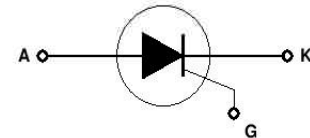
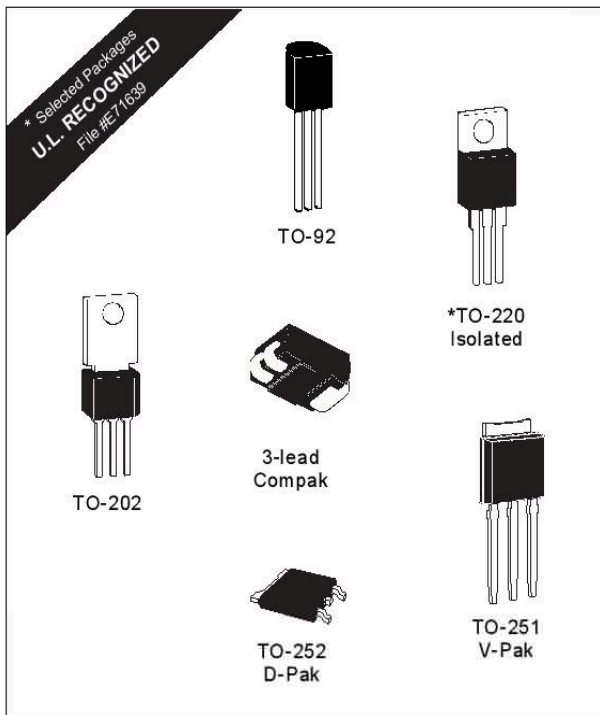
PRICE : Rs 35.00

SKU : RM1952

DESCRIPTION



www.robomart.com Copyrights by Robomart.com



Sensitive SCRs

(0.8 A to 10 A) RoHS

General Description

The Teccor line of sensitive SCR semiconductors are half-wave unidirectional, gate-controlled rectifiers (SCR-thyristor) which complement Teccor's line of power SCRs. This group of packages offers ratings of 0.8 A to 10 A, and 200 V to 600 V with gate sensitivities of 12 μ A to 500 μ A. For gate currents in the 10 mA to 50 mA ranges, see "SCRs" section of this catalog.

The TO-220 and TO-92 are electrically isolated where the case or tab is internally isolated to allow the use of low-cost assembly and convenient packaging techniques.

Teccor's line of SCRs features glass-passivated junctions to ensure long-term device reliability and parameter stability. Teccor's glass offers a rugged, reliable barrier against junction contamination.

Tape-and-reel packaging is available for the TO-92 package. Consult the factory for more information.


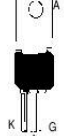



Variations of devices covered in this data sheet are available for custom design applications. Consult the factory for more information.

Features

- RoHS Compliant
- Electrically-isolated TO-220 package
- High voltage capability — up to 600 V
- High surge capability — up to 100 A
- Glass-passivated chip

Compak Features

- Surface mount package — 0.8 A series
- New small-profile three-leaded Compak package
- Four gate sensitivities available
- Packaged in embossed carrier tape with 2,500 devices per reel
- Can replace SOT-223

TYPE	Part Number					I_T		V_{DRM} & V_{RRM}	I_{GT}	I_{DRM} & I_{RRM}			V_{TM}	
	Non-isolated					(1)		Volts	(2) (12) (14) (18) μ Amps	(20) (21)			(3) (10) Volts	
	    					Amps	μ Amps			μ Amps				
	See "Package Dimensions" section for variations. (11)									$I_{T(RMS)}$	$I_{T(AV)}$	T_C or $T_L = 25^\circ C$		T_C or $T_L = 100^\circ C$
					MAX			MIN	MAX	MAX				
0.8 A				S2S1		0.8	0.51	200	12	2		100	1.7	
				S4S1		0.8	0.51	400	12	2		100	1.7	
				S6S1		0.8	0.51	600	12	2		100	1.7	
				S2S2		0.8	0.51	200	50	2		100	1.7	
				S4S2		0.8	0.51	400	50	2		100	1.7	
				S6S2		0.8	0.51	600	50	2		100	1.7	
				S2S		0.8	0.51	200	200	2		100	1.7	
				S4S		0.8	0.51	400	200	2		100	1.7	
				S6S		0.8	0.51	600	200	2		100	1.7	
				S2S3		0.8	0.51	200	500	2		100	1.7	
				S4S3		0.8	0.51	400	500	2		100	1.7	
				S6S3		0.8	0.51	600	500	2		100	1.7	
						0.8	0.51	200	200	1	50		100	1.7
						0.8	0.51	400	200	1	50		100	1.7
						0.8	0.51	600	200	2	100		100	1.7
						0.8	0.51	200	12	1	50		100	1.7
						0.8	0.51	400	12	1	50		100	1.7
						0.8	0.51	600	12	2	100		100	1.7
						0.8	0.51	200	50	1	50		100	1.7
						0.8	0.51	400	50	1	50		100	1.7
						0.8	0.51	600	50	2	100		100	1.7
						0.8	0.51	200	500	1	50		100	1.7
						0.8	0.51	400	500	1	50		100	1.7
						0.8	0.51	600	500	2	100		100	1.7
					0.8	0.51	200	200	1		50		100	1.7
					0.8	0.51	400	200	1		100		100	1.7
1.5 A						1.5	0.95	200	200	1		100	1.5	
						1.5	0.95	400	200	1		100	1.5	
						1.5	0.95	600	200	2		100	1.5	
4 A						4	2.5	200	200	2		100	2.2	
						4	2.5	400	200	2		100	2.2	
						4	2.5	600	200	2		100	2.2	
						4	2.5	200	500	2		100	2.5	
						4	2.5	400	500	2		100	2.5	
						4	2.5	600	500	2		100	2.5	
						4	2.5	200	50	2		100	1.6	
						4	2.5	400	50	2		100	1.6	
						4	2.5	600	50	2		100	1.6	
						4	2.5	200	200	2		100	1.6	
						4	2.5	400	200	2		100	1.6	
						4	2.5	600	200	2		100	1.6	

See "General Notes" on page E5 - 4 and "Electrical Specifications Notes" on page E5 - 5

V _{GT} (4) (12) (22)			I _H (5) (15) (16) (19)	I _{GM} (17)	V _{GRM}	P _{GM} (17)	P _{G(AV)}	I _{TSM} (6) (7) (13)	dv/dt	di/dt	t _{gt} (8)	t _q (9)	I ² t	
Volts			mAmps	Amps	Volts	Watts	Watts	Amps	Volts/μSec	Amps/μSec	μSec	μSec	Amps ² /Sec	
T _C or T _L = -40 °C	T _C or T _L = 25 °C	T _C or T _L = 110 °C	MAX	MAX	MIN			60/50 Hz	MIN	TYP (23)	TYP	MAX		
1.2	0.8	0.2	5	1	5	1	0.1	20/16	20		50	2	60	1.6
1.2	0.8	0.2	5	1	5	1	0.1	20/16	20		50	2	60	1.6
1.2	0.8	0.2	5	1	5	1	0.1	20/16	10		50	2	60	1.6
1.2	0.8	0.25	5	1	5	1	0.1	20/16	25		50	3	60	1.6
1.2	0.8	0.25	5	1	5	1	0.1	20/16	25		50	3	60	1.6
1.2	0.8	0.25	5	1	5	1	0.1	20/16	10		50	3	60	1.6
1.2	0.8	0.25	5	1	5	1	0.1	20/16	30		50	4	50	1.6
1.2	0.8	0.25	5	1	5	1	0.1	20/16	30		50	4	50	1.6
1.2	0.8	0.25	5	1	5	1	0.1	20/16	15		50	4	50	1.6
1.2	0.8	0.25	8	1	5	1	0.1	20/16	40		50	5	45	1.6
1.2	0.8	0.25	8	1	5	1	0.1	20/16	40		50	5	45	1.6
1.2	0.8	0.25	8	1	5	1	0.1	20/16	20		50	5	45	1.6
1.2	0.8	0.25	5	1	5	1	0.1	20/16	30		50	3.5	50	1.6
1.2	0.8	0.25	5	1	5	1	0.1	20/16	30		50	3.5	50	1.6
1.2	0.8	0.25	5	1	5	1	0.1	20/16	15		50	3.5	50	1.6
1.2	0.8	0.2	5	1	5	1	0.1	20/16	20		50	2	60	1.6
1.2	0.8	0.2	5	1	5	1	0.1	20/16	20		50	2	60	1.6
1.2	0.8	0.2	5	1	5	1	0.1	20/16	10		50	2	60	1.6
1.2	0.8	0.25	5	1	5	1	0.1	20/16	25		50	3	60	1.6
1.2	0.8	0.25	5	1	5	1	0.1	20/16	25		50	3	60	1.6
1.2	0.8	0.25	5	1	5	1	0.1	20/16	10		50	3	60	1.6
1.2	0.8	0.25	8	1	5	1	0.1	20/16	40		50	5	45	1.6
1.2	0.8	0.25	8	1	5	1	0.1	20/16	40		50	5	45	1.6
1.2	0.8	0.25	8	1	5	1	0.1	20/16	20		50	5	45	1.6
1.2	0.8	0.25	5	1	5	1	0.1	20/16	25		50	2.2	60	1.6
1.2	0.8	0.25	5	1	6	1	0.1	20/16	25		50	2.2	60	1.6
1	0.8	0.25	5	1	6	1	0.1	20/16	60		50	3.5	50	1.6
1	0.8	0.25	5	1	6	1	0.1	20/16	40		50	3.5	50	1.6
1	0.8	0.25	5	1	6	1	0.1	20/16	30		50	3.5	50	1.6
1	0.8	0.2	5	1	6	1	0.1	20/16		8	50	4	50	1.6
1	0.8	0.2	5	1	6	1	0.1	20/16		8	50	4	50	1.6
1	0.8	0.2	5	1	6	1	0.1	20/16		8	50	4	50	1.6
1	0.8	0.2	6	1	6	1	0.1	20/16		8	50	5	45	1.6
1	0.8	0.2	6	1	6	1	0.1	20/16		8	50	5	45	1.6
1	0.8	0.2	6	1	6	1	0.1	20/16		8	50	5	45	1.6
1	0.8	0.2	4	1	6	1	0.1	30/25		8	50	3	50	3.7
1	0.8	0.2	4	1	6	1	0.1	30/25		8	50	3	50	3.7
1	0.8	0.2	4	1	6	1	0.1	30/25		8	50	3	50	3.7
1	0.8	0.2	6	1	6	1	0.1	30/25		8	50	4	50	3.7
1	0.8	0.2	6	1	6	1	0.1	30/25		8	50	4	50	3.7
1	0.8	0.2	6	1	6	1	0.1	30/25		8	50	4	50	3.7

See "General Notes" on page E5 - 4 and "Electrical Specifications Notes" on page E5 - 5

