



**PRODUCT NAME :** S4006L 6A 400V SCR

**PRICE :** Rs 35.00

**SKU :** RM1953

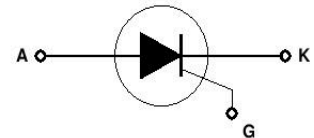
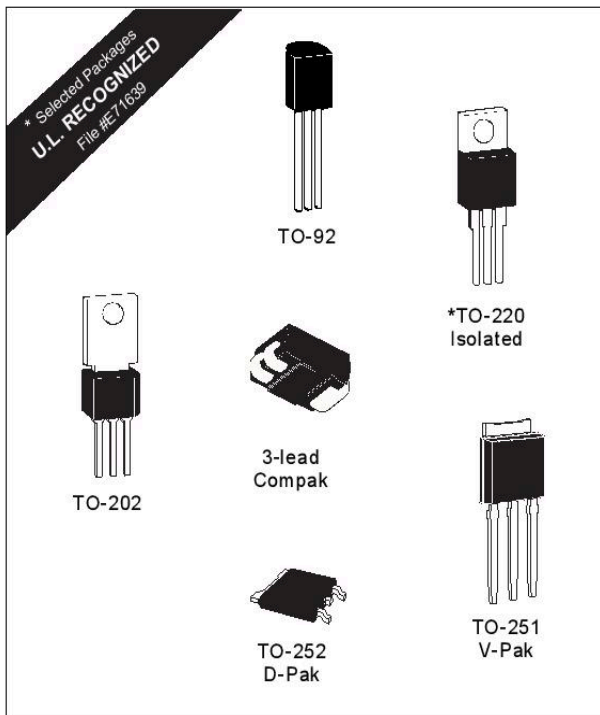


## DESCRIPTION

www.robomart.com © 2019 Robomart.com. All rights reserved. Copyrights by Robomart.com

## Features

- Gate Turn-On Voltage (Vgt): 0.8V
- Peak Off-State Voltage(Vdrm): 400V
- On-State Current (Itrms): 6.0A
- Gate Current (Igt): 200μA
- Typical Voltage Change over Time (dV/dT): 8V/μs



# Sensitive SCRs

(0.8 A to 10 A) RoHS

## General Description

The Teccor line of sensitive SCR semiconductors are half-wave unidirectional, gate-controlled rectifiers (SCR-thyristor) which complement Teccor's line of power SCRs. This group of packages offers ratings of 0.8 A to 10 A, and 200 V to 600 V with gate sensitivities of 12  $\mu$ A to 500  $\mu$ A. For gate currents in the 10 mA to 50 mA ranges, see "SCRs" section of this catalog.

The TO-220 and TO-92 are electrically isolated where the case or tab is internally isolated to allow the use of low-cost assembly and convenient packaging techniques.

Teccor's line of SCRs features glass-passivated junctions to ensure long-term device reliability and parameter stability. Teccor's glass offers a rugged, reliable barrier against junction contamination.

Tape-and-reel packaging is available for the TO-92 package. Consult the factory for more information.






Variations of devices covered in this data sheet are available for custom design applications. Consult the factory for more information.

## Features

- RoHS Compliant
- Electrically-isolated TO-220 package
- High voltage capability — up to 600 V
- High surge capability — up to 100 A
- Glass-passivated chip

## Compak Features

- Surface mount package — 0.8 A series
- New small-profile three-leaded Compak package
- Four gate sensitivities available
- Packaged in embossed carrier tape with 2,500 devices per reel
- Can replace SOT-223

TYPE	Part Number					$I_T$		$V_{DRM}$ & $V_{RRM}$	$I_{GT}$	$I_{DRM}$ & $I_{RRM}$			$V_{TM}$	
	Non-isolated					(1)		Volts	(2) (12) (14) (18)	(20) (21)			(3) (10)	
						Amps			$\mu$ Amps	$\mu$ Amps			Volts	
	TO-92	TO-202	TO-251 V-Pak	Compak	TO-252 D-Pak	$I_{T(RMS)}$	$I_{T(AV)}$	MIN	MAX	$T_C$ or $T_L = 25^\circ C$	$T_C$ or $T_L = 100^\circ C$	$T_C$ or $T_L = 110^\circ C$	MAX	
0.8 A					S2S1	0.8	0.51	200	12	2		100	1.7	
					S4S1	0.8	0.51	400	12	2		100	1.7	
					S6S1	0.8	0.51	600	12	2		100	1.7	
					S2S2	0.8	0.51	200	50	2		100	1.7	
					S4S2	0.8	0.51	400	50	2		100	1.7	
					S6S2	0.8	0.51	600	50	2		100	1.7	
					S2S	0.8	0.51	200	200	2		100	1.7	
					S4S	0.8	0.51	400	200	2		100	1.7	
					S6S	0.8	0.51	600	200	2		100	1.7	
					S2S3	0.8	0.51	200	500	2		100	1.7	
					S4S3	0.8	0.51	400	500	2		100	1.7	
					S6S3	0.8	0.51	600	500	2		100	1.7	
							0.8	0.51	200	200	1	50		1.7
							0.8	0.51	400	200	1	50		1.7
							0.8	0.51	600	200	2	100		1.7
							0.8	0.51	200	12	1	50		1.7
							0.8	0.51	400	12	1	50		1.7
							0.8	0.51	600	12	2	100		1.7
							0.8	0.51	200	50	1	50		1.7
							0.8	0.51	400	50	1	50		1.7
							0.8	0.51	600	50	2	100		1.7
							0.8	0.51	200	500	1	50		1.7
							0.8	0.51	400	500	1	50		1.7
							0.8	0.51	600	500	2	100		1.7
						0.8	0.51	200	200	1		50	1.7	
						0.8	0.51	400	200	1		100	1.7	
1.5 A						1.5	0.95	200	200	1		100	1.5	
						1.5	0.95	400	200	1		100	1.5	
						1.5	0.95	600	200	2		100	1.5	
4 A					T106B1	4	2.5	200	200	2		100	2.2	
					T106D1	4	2.5	400	200	2		100	2.2	
					T106M1	4	2.5	600	200	2		100	2.2	
					T107B1	4	2.5	200	500	2		100	2.5	
					T107D1	4	2.5	400	500	2		100	2.5	
					T107M1	4	2.5	600	500	2		100	2.5	
					S2004VS1	4	2.5	200	50	2		100	1.6	
					S4004VS1	4	2.5	400	50	2		100	1.6	
					S6004VS1	4	2.5	600	50	2		100	1.6	
					S2004VS2	4	2.5	200	200	2		100	1.6	
					S4004VS2	4	2.5	400	200	2		100	1.6	
					S6004VS2	4	2.5	600	200	2		100	1.6	

See "General Notes" on page E5 - 4 and "Electrical Specifications Notes" on page E5 - 5

V <sub>GT</sub> (4) (12) (22)			I <sub>H</sub> (5) (15) (16) (19)	I <sub>GM</sub> (17)	V <sub>GRM</sub>	P <sub>GM</sub> (17)	P <sub>G(AV)</sub>	I <sub>TSM</sub> (6) (7) (13)	dv/dt	di/dt	t <sub>gt</sub> (8)	t <sub>q</sub> (9)	I <sup>2</sup> t
Volts			mAmps	Amps	Volts	Watts	Watts	Amps	Volts/μSec	Amps/μSec	μSec	μSec	Amps <sup>2</sup> /Sec
T <sub>C</sub> or T <sub>L</sub> = -40 °C	T <sub>C</sub> or T <sub>L</sub> = 25 °C	T <sub>C</sub> or T <sub>L</sub> = 110 °C	MAX		MIN		60/50 Hz	MIN			TYP (23)	TYP	MAX
1.2	0.8	0.2	5	1	5	1	0.1	20/16	20	50	2	60	1.6
1.2	0.8	0.2	5	1	5	1	0.1	20/16	20	50	2	60	1.6
1.2	0.8	0.2	5	1	5	1	0.1	20/16	10	50	2	60	1.6
1.2	0.8	0.25	5	1	5	1	0.1	20/16	25	50	3	60	1.6
1.2	0.8	0.25	5	1	5	1	0.1	20/16	25	50	3	60	1.6
1.2	0.8	0.25	5	1	5	1	0.1	20/16	10	50	3	60	1.6
1.2	0.8	0.25	5	1	5	1	0.1	20/16	30	50	4	50	1.6
1.2	0.8	0.25	5	1	5	1	0.1	20/16	30	50	4	50	1.6
1.2	0.8	0.25	5	1	5	1	0.1	20/16	15	50	4	50	1.6
1.2	0.8	0.25	8	1	5	1	0.1	20/16	40	50	5	45	1.6
1.2	0.8	0.25	8	1	5	1	0.1	20/16	40	50	5	45	1.6
1.2	0.8	0.25	8	1	5	1	0.1	20/16	20	50	5	45	1.6
1.2	0.8	0.25	5	1	5	1	0.1	20/16	30	50	3.5	50	1.6
1.2	0.8	0.25	5	1	5	1	0.1	20/16	30	50	3.5	50	1.6
1.2	0.8	0.25	5	1	5	1	0.1	20/16	15	50	3.5	50	1.6
1.2	0.8	0.2	5	1	5	1	0.1	20/16	20	50	2	60	1.6
1.2	0.8	0.2	5	1	5	1	0.1	20/16	20	50	2	60	1.6
1.2	0.8	0.2	5	1	5	1	0.1	20/16	10	50	2	60	1.6
1.2	0.8	0.25	5	1	5	1	0.1	20/16	25	50	3	60	1.6
1.2	0.8	0.25	5	1	5	1	0.1	20/16	25	50	3	60	1.6
1.2	0.8	0.25	5	1	5	1	0.1	20/16	10	50	3	60	1.6
1.2	0.8	0.25	8	1	5	1	0.1	20/16	40	50	5	45	1.6
1.2	0.8	0.25	8	1	5	1	0.1	20/16	40	50	5	45	1.6
1.2	0.8	0.25	8	1	5	1	0.1	20/16	20	50	5	45	1.6
1.2	0.8	0.25	5	1	5	1	0.1	20/16	25	50	2.2	60	1.6
1.2	0.8	0.25	5	1	6	1	0.1	20/16	25	50	2.2	60	1.6
1	0.8	0.25	5	1	6	1	0.1	20/16	60	50	3.5	50	1.6
1	0.8	0.25	5	1	6	1	0.1	20/16	40	50	3.5	50	1.6
1	0.8	0.25	5	1	6	1	0.1	20/16	30	50	3.5	50	1.6
1	0.8	0.2	5	1	6	1	0.1	20/16	8	50	4	50	1.6
1	0.8	0.2	5	1	6	1	0.1	20/16	8	50	4	50	1.6
1	0.8	0.2	5	1	6	1	0.1	20/16	8	50	4	50	1.6
1	0.8	0.2	6	1	6	1	0.1	20/16	8	50	5	45	1.6
1	0.8	0.2	6	1	6	1	0.1	20/16	8	50	5	45	1.6
1	0.8	0.2	6	1	6	1	0.1	20/16	8	50	5	45	1.6
1	0.8	0.2	4	1	6	1	0.1	30/25	8	50	3	50	3.7
1	0.8	0.2	4	1	6	1	0.1	30/25	8	50	3	50	3.7
1	0.8	0.2	4	1	6	1	0.1	30/25	8	50	3	50	3.7
1	0.8	0.2	6	1	6	1	0.1	30/25	8	50	4	50	3.7
1	0.8	0.2	6	1	6	1	0.1	30/25	8	50	4	50	3.7
1	0.8	0.2	6	1	6	1	0.1	30/25	8	50	4	50	3.7

See "General Notes" on page E5 - 4 and "Electrical Specifications Notes" on page E5 - 5

